




62.1 62.2




62.3



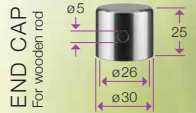
63.1 - 63.4 63.5



63.6



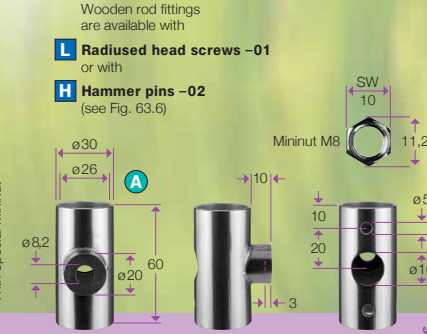
63.7



No. 30923-	
0003-01	
0003-02	

1-4404 / AISI 316

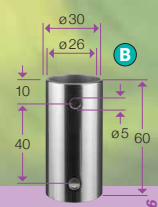
WOODEN ROD HOLDER



No. 30923-	
0001-01	with radiused head screws (-01)
0001-02	with hammer pins (-02)

1-4404 / AISI 316

WOODEN ROD CONNECTOR



No. 30923-	
0002-01	
0002-02	

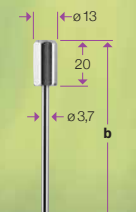
1-4404 / AISI 316

Wooden rod fittings are available with:
L Radiused head screws -01 or with
H Hammer pins -02 (see Fig. 63.6)

Possible wall clearances (max. lateral force see page 21)

- Spacer basket \varnothing 40/100 (page 51): **W = 100 / 125 / 175 / 225 mm** 1
- Spacer \varnothing 20/50 (page 49): **W = 83 / 100 / 125 mm** 2
- Spacer \varnothing 12/24 (page 49): **W = variable, max. 80 mm** 3
- Support washer \varnothing 50 (page 50): **W = 31 mm** 4

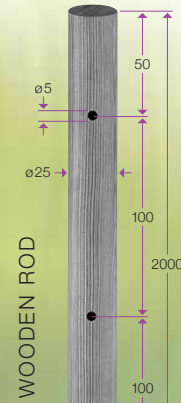
SWAGED END STOP



No. 30923-	
0004	b
	max. 2000

1-4404 / AISI 316

WOODEN ROD



No. 30923-	
0006	Fig. C
0007	D
0008	E
0009	F

Crests per out: No. 20000-002

- C Spruce** glazed, grey, not drilled
- D Spruce** glazed, grey, drilled
- E Larch** untreated, not drilled
- F Larch** untreated, drilled