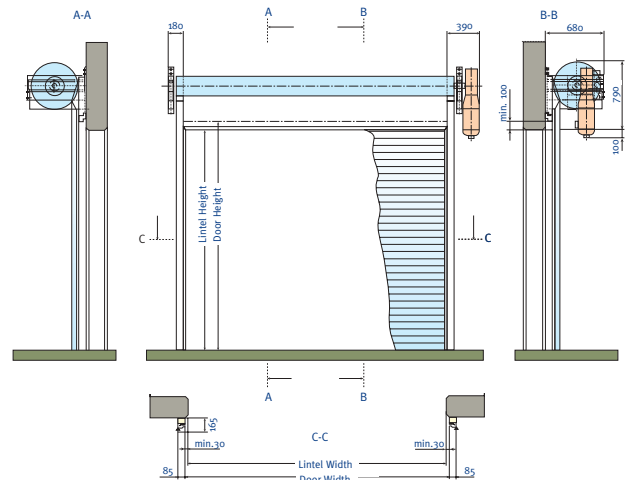


Effertz Sound Insulation Roller Door 31 dB

certified according to DIN 52210 T3

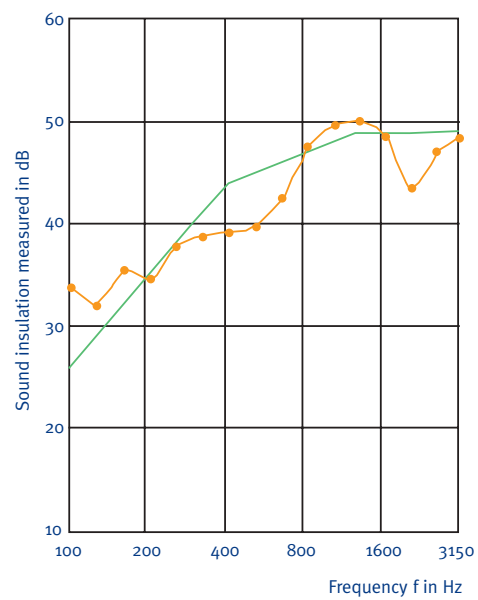
- ↳ roller door armour made of hollow-chamber profiles, galvanised steel, thickness: 1.25 mm, with mineral wool inlet
- ↳ reinforced bottom edge, made of steel
- ↳ safety contact strip according to ZH 1/494 (German safety rules) in order to safe the closing movement by means of an electric contact, with function control, in a hollow-chamber rubber profile, grade of protection: IP 65
- ↳ lateral guide tracks, made of galvanised steel profiles, with lintel sealings at both sides and outer sealing strips incl. additional lips
- ↳ fore-part frames made of galvanised steel, with integrated hollow space insulation by means of mineral fibre inlets and covers for the punched sheets
- ↳ ball-bearing roller door shaft, made of prime coated steel
- ↳ bearing brackets made of prime coated steel, as roll-on brackets
- ↳ electric drive 400V, duty cycle 60 %, grade of protection: IP 54, power input



according to the weight of the door, directly coupled to the winding shaft, with integrated anti-drop safety device according to the German safety rules.

Thermal motor protection. Completely wired reverse contactor control. Emergency hand crank with safety contact.

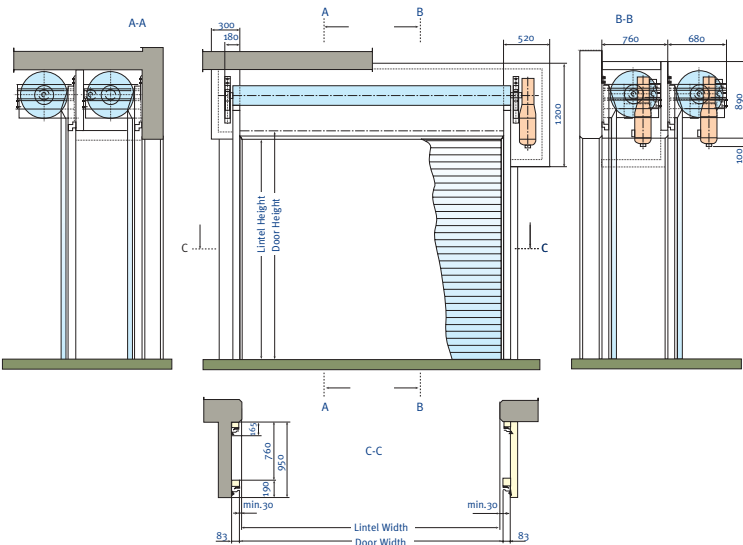
- ↳ UP-STOP-DOWN push button



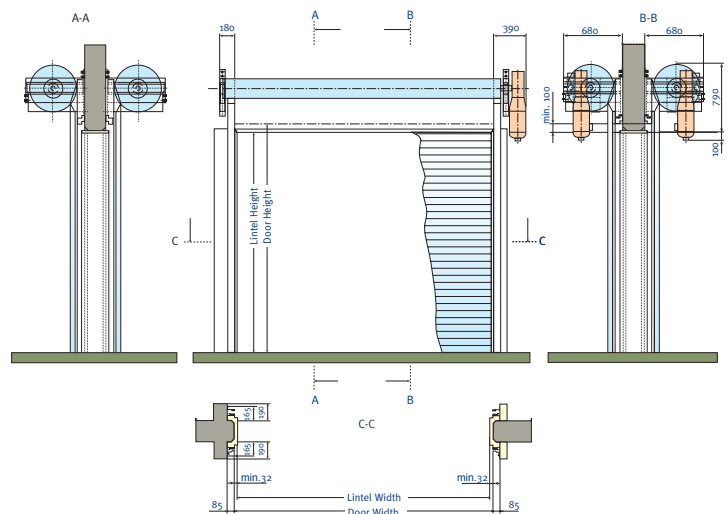
Effertz Sound Insulation Roller Door 45 dB

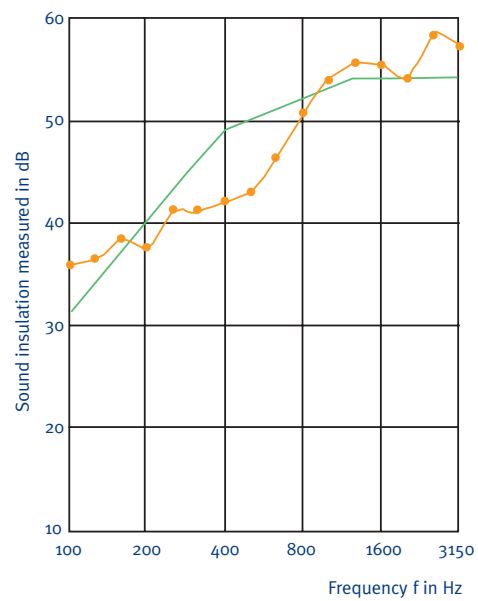
certified according to DIN 52210 T3

- ↳ roller door with two shafts / two shutters, min. space between the shutters: 645 mm
- ↳ roller door shutter made of hollow-chamber profiles, galvanised steel, thickness: 1.25 mm, with mineral wool inlet
- ↳ reinforced bottom edge, made of steel
- ↳ 2 safety contact strips according to ZH 1/494 (German safety rules) in order to safe the closing travel by means of an electric contact, with function control, in a hollow-chamber rubber profile, grade of protection: IP 65
- ↳ guide posts/frames made of U-profiles with all over steel sheet panelling and hollow-chamber insulation with mineral fibre plates.
- ↳ lateral guide tracks, made of galvanised steel profiles, with lintel sealings at both sides and outer sealing strips incl. additional lips
- ↳ fore-part frames made of galvanised steel, with integrated hollow-chamber insulation by means of mineral fibre inlets and covers for the punched sheets



- ↳ fore-part frames made of galvanised steel, with integrated hollow-chamber insulation by means of mineral fibre inlets and covers for the punched sheets
- ↳ inside shade between the winding shafts
- ↳ cover of the motor made of steel frames with all over steel sheeting and hollow-chamber insulation by means of mineral fibre plates
- ↳ lintel sealings by means of redoubled sealing lips
- ↳ 2 ball bearing roller door shafts, made of prime coated steel
- ↳ bearing brackets made of prime coated steel, as roll-on brackets
- ↳ 2 electric drives, 400V, duty cycle 60 %, grade of protection: IP 54, power input according to the weight of the door, directly coupled to the winding shaft, by means of self-blocking worm-gear drives with integrated anti-drop safety device according to the German safety rules. Thermal motor protection. Completely wired reverse contactor control. Emergency hand crank with safety contact.
- ↳ UP-STOP-DOWN push button.

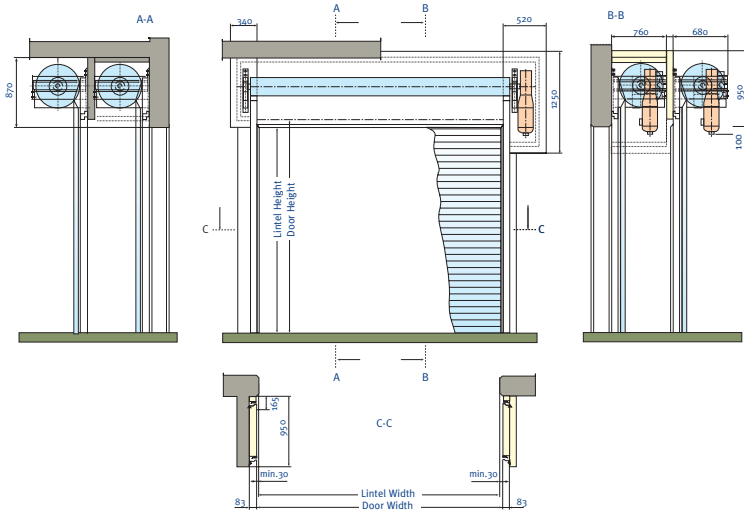




Effertz Sound Insulation Roller Door 50 dB

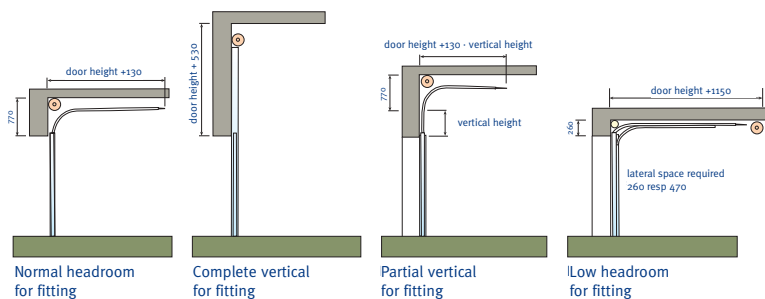
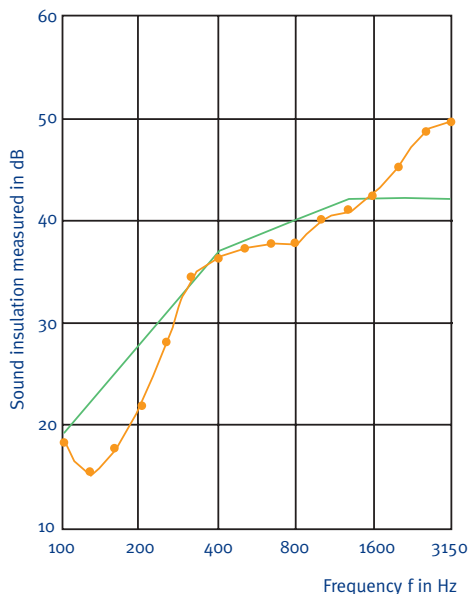
certified according to DIN 52210 T3.

- ↳ roller door with two shafts / two shutters, min. space between the shutters: 645 mm
- ↳ roller door shutter made of hollow-



- chamber profiles, galvanised steel, thickness: 1,25 mm, with mineral fibre inlet
- ↳ reinforced bottom edge, made of galvanised steel
- ↳ 2 safety contact strips according to ZH 1/494 (German safety rules) in order to safe the closing travel by means of an electric contact, with function control, in a hollow-chamber rubber profile, grade of protection: IP 65
- ↳ guide posts/frames made of U-profiles with allover sheet panelling and hollow-

- chamber insulation with mineral fibre plates
- ↳ lateral guide tracks, made of galvanised steel profiles, with lintel sealings at both sides and outer sealing strips incl. additional lips
- ↳ fore-part frames made of galvanised steel, with integrated sound absorption, by means of mineral fibre inlets and covers for the punched sheets
- ↳ additionally absorbing covers between the guiding and the bottom side of the ceiling made of punched sheets with a thickness of 1.0 mm; cavity insulation by means of mineral fibre inlets
- ↳ inside shade between the winding shafts
- ↳ cover of the motor, made of steel frames with allover steel panelling and hollow-chamber insulation with mineral fibre plate
- ↳ lintel sealings by means of redoubled sealing lips
- ↳ 2 ball bearing roller door shafts, made of prime coated steel
- ↳ bearing brackets made of prime coated steel, as roll-on brackets
- ↳ 2 electric drives, 400V, duty cycle 60 %, grade of protection: IP 54, power input according to the weight of the door, directly coupled to the winding shaft, by means of self-blocking worm-gear drives with integrated anti-drop safety device according to the German safety rules. Thermal motor protection. Completely wired reverse contactor control. Emergency hand crank with safety contact.
- ↳ UP-STOP-DOWN push button.



Effertz Sound Insulation Sectional Door 38 dB

certified according to DIN 52210 T3.

- ↳ designed as a stable aluminium frame/lattice construction, filled with sandwich panels made of aluminium sheet (outside), sound-insulating plate and aluminium sheet (inside). Sections with patented link system, integrated into the profiles of the frame, which stabilises and strengthens the sections.
- ↳ standard version, lintel height: min. 500 mm - max. 1,000 mm (alternatively: guiding system in accordance with the roof angle or vertical guiding system).
- ↳ rubber sealings at the guides and in the lintel. Bottom sealings by means of rubber profiles with integrated, function controlled safety contact strip, with spiral cable, according to the German safety rules.
- ↳ electric drive, 400V, duty cycle 60 %, grade of protection: IP 54, power input according to the weight of the door, directly coupled to the shaft. Thermal motor protection. Completely wired reverse contactor control.
- ↳ emergency hand crank with safety contact.
- ↳ UP-STOP-DOWN push button.

